

SWINGS


S-9908 Premium Timber Panel Nest Swing



PRODUCT INFORMATION

 [Download Files](#)

 [3D Render](#)

 SUITABLE FOR EXTREME MARINE

 [Extreme Marine](#)

PLAY VALUE



x 1

ACTIVITIES



x 2

USERS

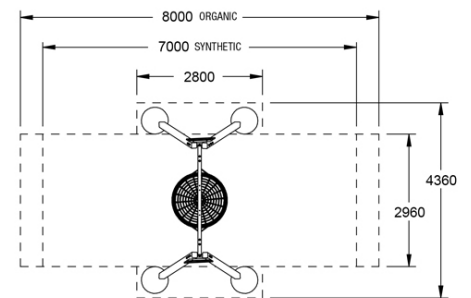
SPECIFICATIONS

Age Range	Mixed
Fall Height	1400mm
Soft-fall Area	27.6m ²
Space Req. Incl Soft-fall	8m x 4.40m

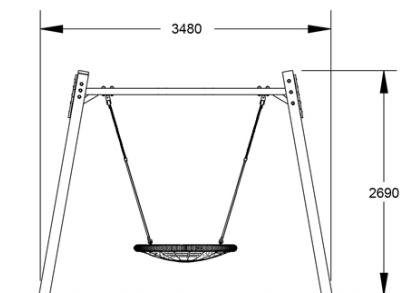
TECHNICAL INFORMATION

AUS Standards Compliance	AS4685.2
Assembly Time	6 hrs
Total Weight	200 kg
Heaviest Component	34 kg
Concrete Required	0.68 m ³
Number of Footings	4

TOP VIEW



SIDE ELEVATION



[WARRANTY](#)



[CARE PLAN](#)



[COMPLIANCE](#)



[AUS MADE](#)