


### PRODUCT INFORMATION

 [Download Files](#)

 [3D Render](#)

 SUITABLE FOR EXTREME MARINE

 [Extreme Marine](#)

### PLAY VALUE



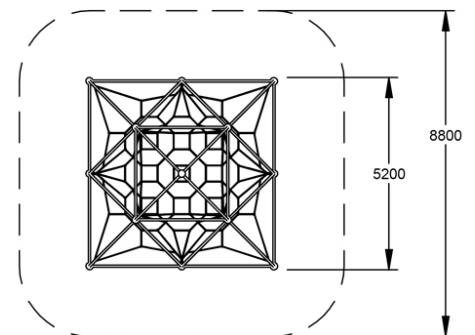
### SPECIFICATIONS

Age Range	Mixed
Fall Height	1800mm
Soft-fall Area	74.50m <sup>2</sup>
Space Req. Incl Soft-fall	8.80m x 8.80m

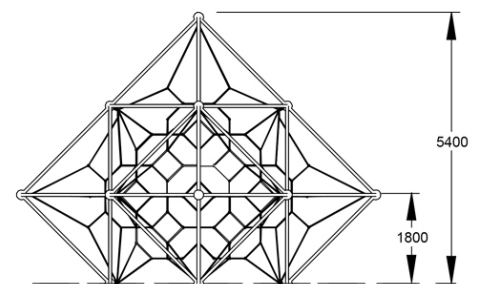
### TECHNICAL INFORMATION

AUS Standards Compliance	AS4685
Install Time (Team of 2)	32 hrs
Total Weight	450 kg
Heaviest Component	100 kg
Concrete Required	2.4 m <sup>3</sup>
Number of Footings	4

### TOP VIEW



### SIDE ELEVATION



[WARRANTY](#)



[CARE PLAN](#)



[COMPLIANCE](#)



[AUS MADE](#)