


SPRING PLAY

R-8046 - 22


Sally Seesaw



PRODUCT INFORMATION

 [Download Files](#)

 [3D Render](#)

 SUITABLE FOR EXTREME MARINE

 [Extreme Marine](#)

PLAY VALUE



x 1

ACTIVITIES

x 2

USERS

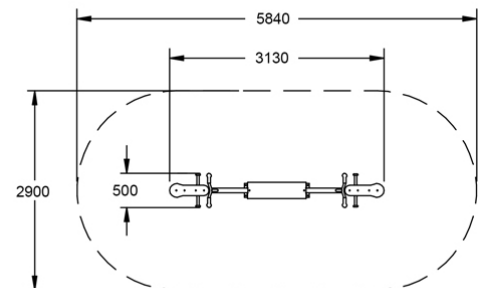
SPECIFICATIONS

Age Range	Junior
Fall Height	1000mm
Soft-fall Area	15.10m ²
Space Req. Incl Soft-fall	5.85 x 2.90m

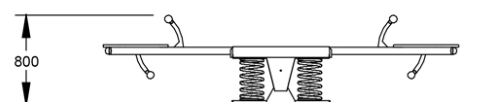
TECHNICAL INFORMATION

AUS Standards Compliance	AS4685
Assembly Time	4 hrs
Total Weight	90 kg
Heaviest Component	50 kg
Concrete Required	.2 m ³
Number of Footings	2

TOP VIEW



SIDE ELEVATION



[WARRANTY](#)



[CARE PLAN](#)



[COMPLIANCE](#)



[AUS MADE](#)