




PRODUCT INFORMATION

 [Download Files](#)

 [3D Render](#)

 SUITABLE FOR EXTREME MARINE

 [Extreme Marine](#)

PLAY VALUE



COORDINATION



x 2
ACTIVITIES



x 5
USERS

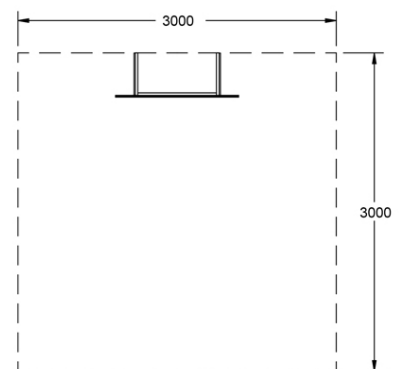
SPECIFICATIONS

Age Range	Mixed
Fall Height	N/A
Soft-fall Area	9m ²
Space Req. Incl Soft-fall	3m x 3m

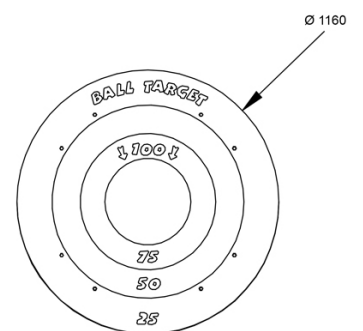
TECHNICAL INFORMATION

AUS Standards Compliance	AS4685
Install Time (Team of 2)	1 hrs
Total Weight	20 kg
Heaviest Component	20 kg
Concrete Required	N/A
Number of Footings	0

TOP VIEW



SIDE ELEVATION



[WARRANTY](#)



[CARE PLAN](#)



[COMPLIANCE](#)



[AUS MADE](#)