


PRODUCT INFORMATION

 [Download Files](#)

 [3D Render](#)

 SUITABLE FOR EXTREME MARINE

 [Extreme Marine](#)

PLAY VALUE



 x 5
ACTIVITIES

 x 10
USERS

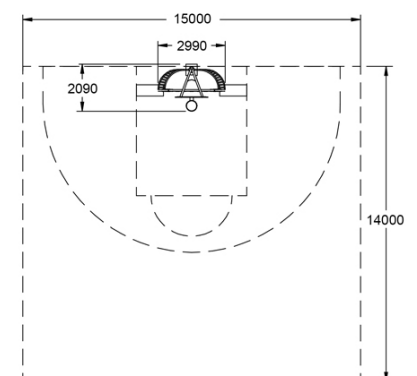
SPECIFICATIONS

Age Range	Mixed
Fall Height	N/A
Soft-fall Area	210m ²
Space Req. Incl Soft-fall	15m x 14m

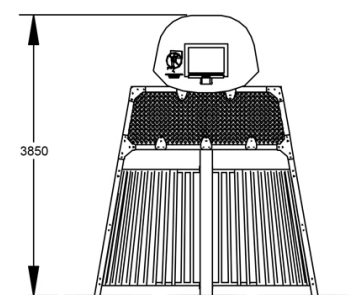
TECHNICAL INFORMATION

AUS Standards Compliance	AS4685
Install Time (Team of 2)	8 hrs
Total Weight	325 kg
Heaviest Component	45 kg
Concrete Required	.6m ³
Number of Footings	3

TOP VIEW



SIDE ELEVATION



[WARRANTY](#)



[CARE PLAN](#)



[COMPLIANCE](#)



[AUS MADE](#)