




PRODUCT INFORMATION

 [Download Files](#)

 [3D Render](#)

 SUITABLE FOR EXTREME MARINE

 [Extreme Marine](#)

PLAY VALUE



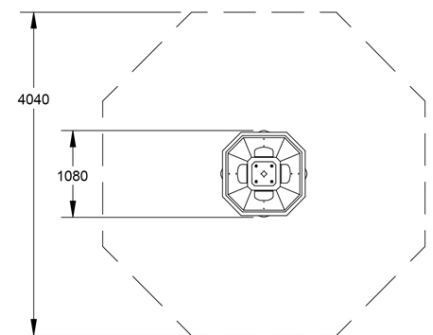
SPECIFICATIONS

Age Range	Mixed
Fall Height	N/A
Soft-fall Area	13.80m ²
Space Req. Incl Soft-fall	4m x 4m

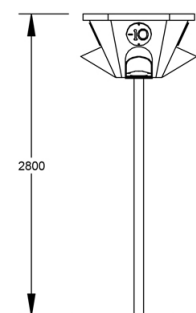
TECHNICAL INFORMATION

AUS Standards Compliance	AS4685
Install Time (Team of 2)	3 hrs
Total Weight	60 kg
Heaviest Component	30 kg
Concrete Required	.6m ³
Number of Footings	1

TOP VIEW



SIDE ELEVATION



[WARRANTY](#)



[CARE PLAN](#)



[COMPLIANCE](#)



[AUS MADE](#)