

# SPINPOINT


**N-9000 - 10**  
Twista



## PRODUCT INFORMATION

 [Download Files](#)

 [3D Render](#)

 SUITABLE FOR EXTREME MARINE

 [Extreme Marine](#)

## PLAY VALUE



 x 1  
ACTIVITIES

 x 3  
USERS

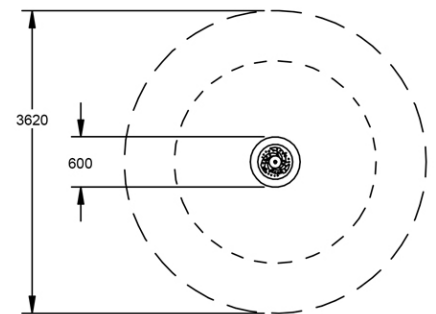
## SPECIFICATIONS

Age Range	Mixed
Fall Height	1000mm
Soft-fall Area	10.30m <sup>2</sup>
Space Req. Incl Soft-fall	3.60mØ

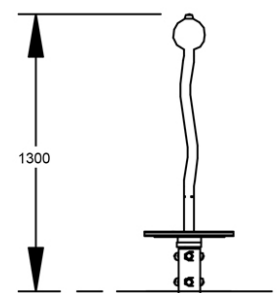
## TECHNICAL INFORMATION

AUS Standards Compliance	AS4685
Assembly Time	3 hrs
Total Weight	60 kg
Heaviest Component	40 kg
Concrete Required	.2 m <sup>3</sup>
Number of Footings	1

## TOP VIEW



## SIDE ELEVATION



[WARRANTY](#)



[CARE PLAN](#)



[COMPLIANCE](#)



[AUS MADE](#)