

SKYRIDER


B-9465
25m Double – with Platforms



PRODUCT INFORMATION

 [Download Files](#)

 [3D Render](#)

 SUITABLE FOR EXTREME MARINE

 [Extreme Marine](#)

PLAY VALUE



 x 1
ACTIVITIES

 x 2
USERS

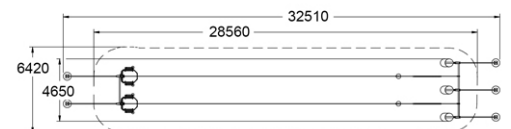
SPECIFICATIONS

Age Range	Mixed / Primary
Fall Height	1250 - 1500mm
Soft-fall Area	175.40m ²
Space Req. Incl Soft-fall	29m x 6.50m

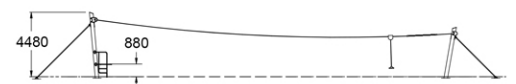
TECHNICAL INFORMATION

AUS Standards Compliance	AS4685
Assembly Time	2 Days
Total Weight	860 kg
Heaviest Component	120 kg
Concrete Required	5 m ³
Number of Footings	14

TOP VIEW



SIDE ELEVATION



[WARRANTY](#)



[CARE PLAN](#)



[COMPLIANCE](#)



[AUS MADE](#)

