


# SKYRIDER


## B-9405 - 02 25m Double – with Platforms



### PRODUCT INFORMATION

 [Download Files](#)

 [3D Render](#)

 SUITABLE FOR EXTREME MARINE

 [Extreme Marine](#)

### PLAY VALUE



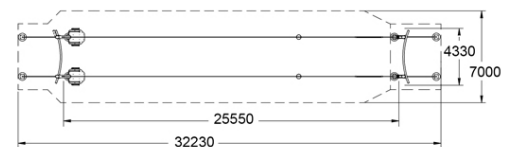
### SPECIFICATIONS

Age Range	Mixed / Primary
Fall Height	1250 - 2000mm
Soft-fall Area	210.5m <sup>2</sup>
Space Req. Incl Soft-fall	32.25m x 7m

### TECHNICAL INFORMATION

AUS Standards Compliance	AS4685
Assembly Time	2 Days
Total Weight	840 kg
Heaviest Component	160 kg
Concrete Required	4.8 m <sup>3</sup>
Number of Footings	12

### TOP VIEW



### SIDE ELEVATION



[WARRANTY](#)



[CARE PLAN](#)



[COMPLIANCE](#)



[AUS MADE](#)

