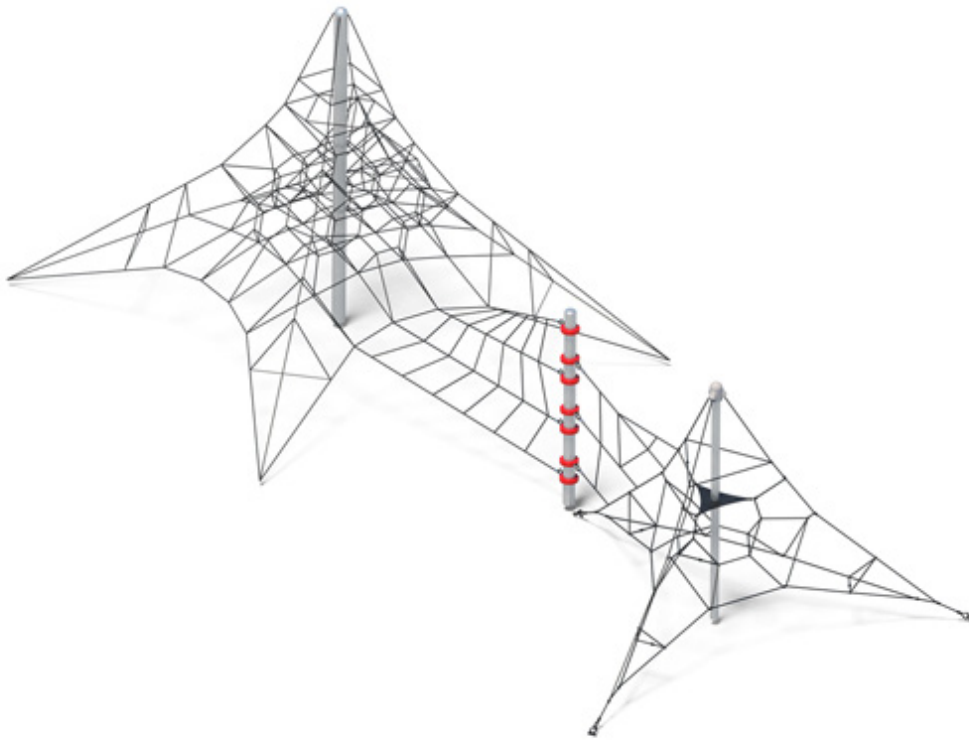


SKYCLIMBER


W-8593 - 07 Double Skyclimber 4m & 3m



PRODUCT INFORMATION

 [Download Files](#)

 [3D Render](#)

 SUITABLE FOR EXTREME MARINE

 [Extreme Marine](#)

PLAY VALUE



 x 1
ACTIVITIES

 x 15
USERS

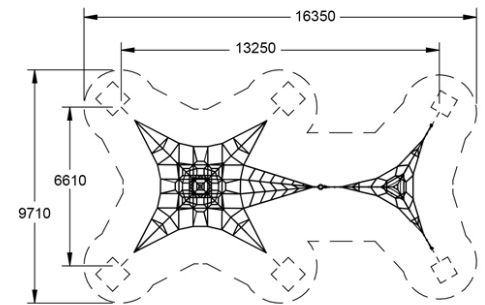
SPECIFICATIONS

Age Range	Mixed / Primary
Fall Height	600 - 2500mm
Soft-fall Area	116.30m ²
Space Req. Incl Soft-fall	16.35m x 9.710m

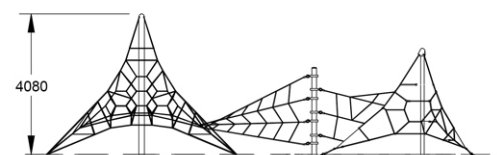
TECHNICAL INFORMATION

AUS Standards Compliance	AS4685
Assembly Time	2.5 Days
Total Weight	450 kg
Heaviest Component	150 kg
Concrete Required	7.6 m ³
Number of Footings	5

TOP VIEW



SIDE ELEVATION



[WARRANTY](#)



[CARE PLAN](#)



[COMPLIANCE](#)



[AUS MADE](#)