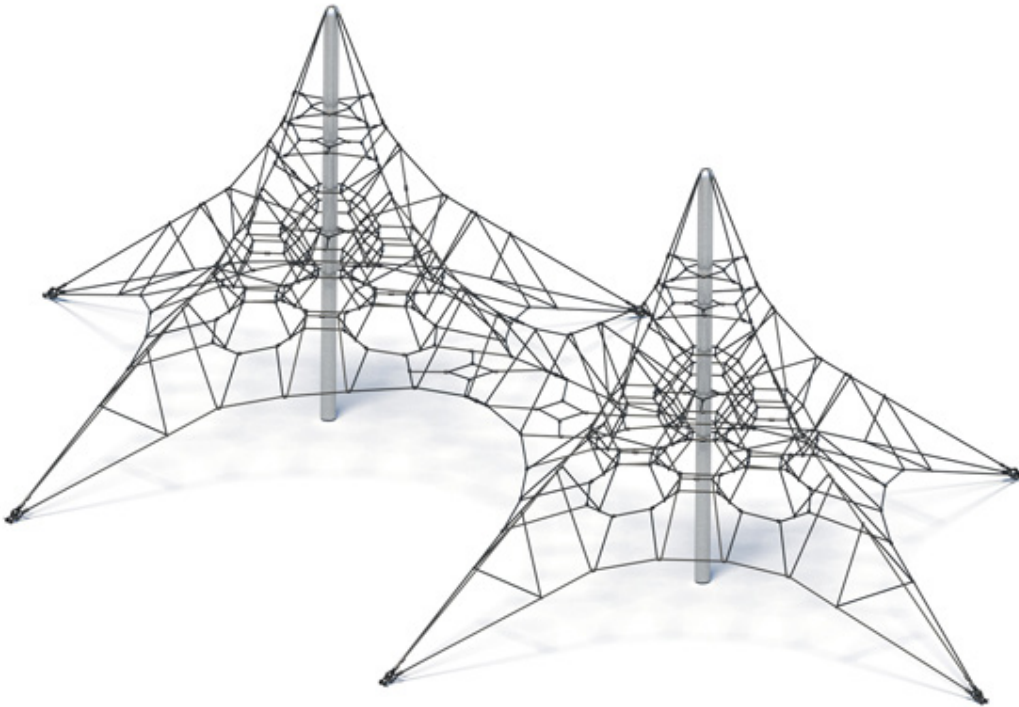


SKYCLIMBER


W-8584 - 09
Twin Skyclimber 6m



PRODUCT INFORMATION

 [Download Files](#)

 [3D Render](#)

 SUITABLE FOR EXTREME MARINE

 [Extreme Marine](#)

PLAY VALUE



 x 1
ACTIVITIES

 x 25
USERS

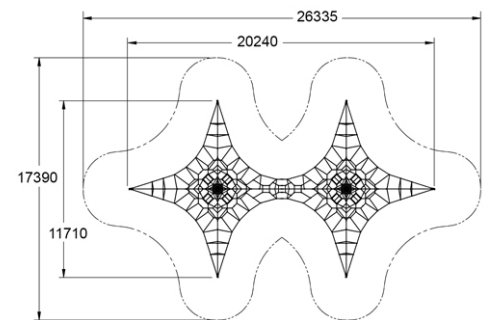
SPECIFICATIONS

Age Range	Mixed / Primary
Fall Height	600 - 2200mm
Soft-fall Area	267m ²
Space Req. Incl Soft-fall	26.30m x 17.40m

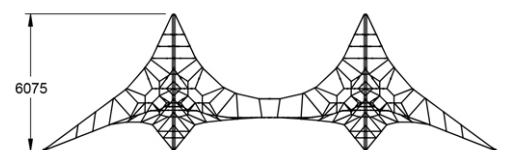
TECHNICAL INFORMATION

AUS Standards Compliance	AS4685
Assembly Time	2 Days
Total Weight	480 kg
Heaviest Component	360 kg
Concrete Required	7.2 m ³
Number of Footings	8

TOP VIEW



SIDE ELEVATION



[WARRANTY](#)



[CARE PLAN](#)



[COMPLIANCE](#)



[AUS MADE](#)

