

# SKETCH


**JR-2542**  
Sketch Unit



## PRODUCT INFORMATION

 [Download Files](#)

 [3D Render](#)

 SUITABLE FOR EXTREME MARINE

 [Extreme Marine](#)

## PLAY VALUE



 x 7  
ACTIVITIES

 x 10  
USERS

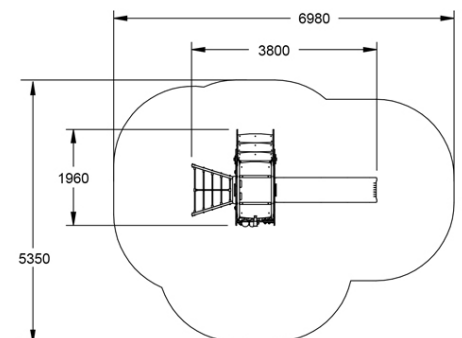
## SPECIFICATIONS

Age Range	Junior
Fall Height	1100mm
Soft-fall Area	37 m <sup>2</sup>
Space Req. Incl Soft-fall	5.40m X 7m

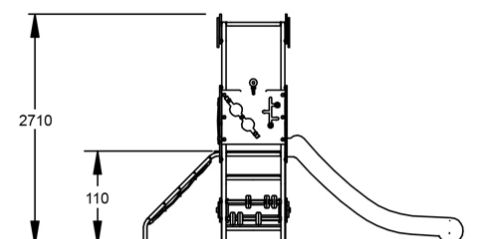
## TECHNICAL INFORMATION

AUS Standards Compliance	AS4685
Assembly Time	6 hrs
Total Weight	150 kg
Heaviest Component	30 kg
Concrete Required	.45 m <sup>3</sup>
Number of Footings	9

## TOP VIEW



## SIDE ELEVATION



[WARRANTY](#)



[CARE PLAN](#)



[COMPLIANCE](#)



[AUS MADE](#)