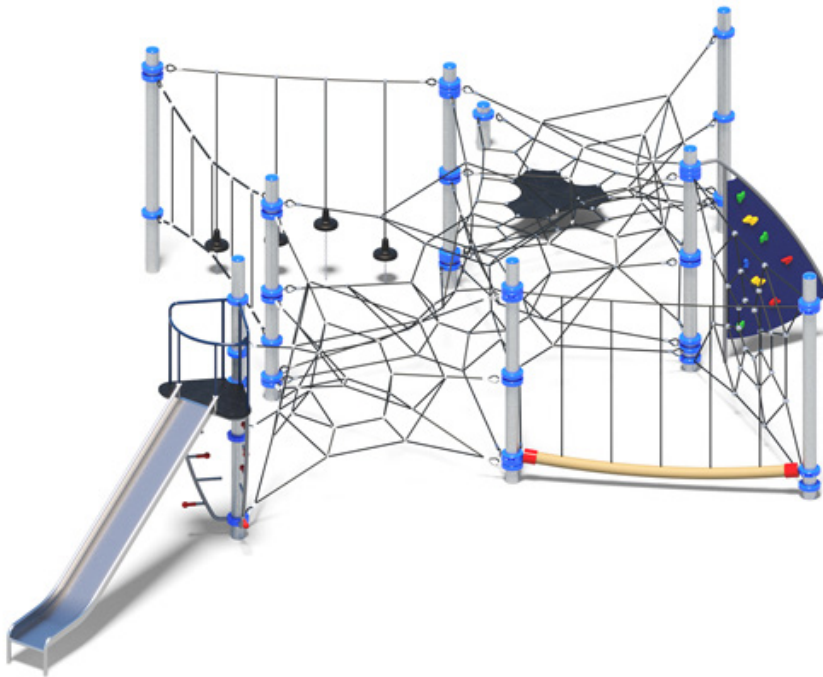


KONNECTA

K-9711 - 08 Konnecta Unit



PRODUCT INFORMATION

[Download Files](#)

[3D Render](#)

SUITABLE FOR EXTREME MARINE

[Extreme Marine](#)

PLAY VALUE



x 7
ACTIVITIES

x 20
USERS

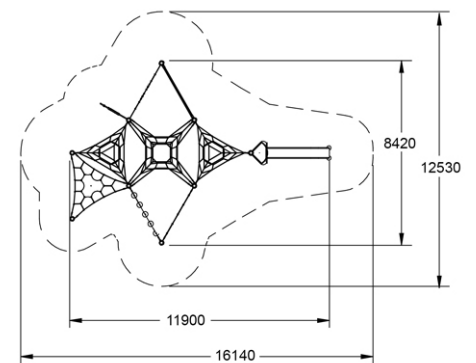
SPECIFICATIONS

Age Range	Mixed / Primary
Fall Height	600 - 2400mm
Soft-fall Area	112m ²
Space Req. Incl Soft-fall	16.15m x 12.55m

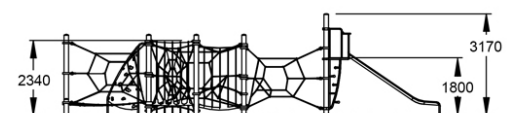
TECHNICAL INFORMATION

AUS Standards Compliance	AS4685
Assembly Time	2 Days
Total Weight	850 kg
Heaviest Component	45 kg
Concrete Required	4.1 m ³
Number of Footings	18

TOP VIEW



SIDE ELEVATION



[WARRANTY](#)



[CARE PLAN](#)



[COMPLIANCE](#)



[AUS MADE](#)