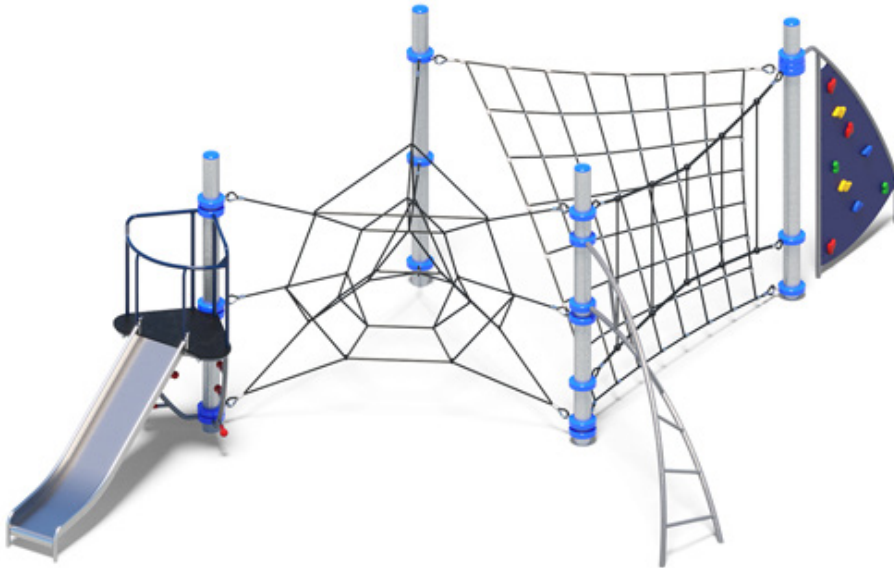


KONNECTA

K-9709 - 06


Konnecta Unit



PRODUCT INFORMATION

 [Download Files](#)

 [3D Render](#)

 SUITABLE FOR EXTREME MARINE

 [Extreme Marine](#)

PLAY VALUE



 x 6
ACTIVITIES

 x 15
USERS

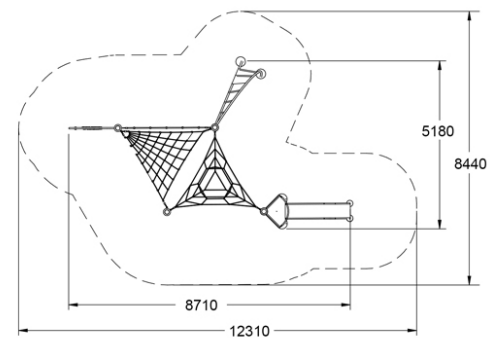
SPECIFICATIONS

Age Range	Mixed / Primary
Fall Height	600 - 2400mm
Soft-fall Area	68m ²
Space Req. Incl Soft-fall	12.35m x 8.45m

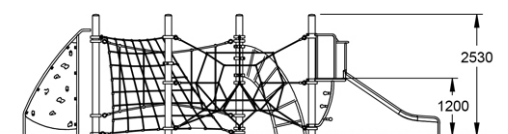
TECHNICAL INFORMATION

AUS Standards Compliance	AS4685
Assembly Time	2 Days
Total Weight	450 kg
Heaviest Component	45 kg
Concrete Required	2 m ³
Number of Footings	10

TOP VIEW



SIDE ELEVATION



[WARRANTY](#)



[CARE PLAN](#)



[COMPLIANCE](#)



[AUS MADE](#)