

CAPITAL MINI

C-8205 - 36 Capital Mini Unit




PRODUCT INFORMATION

 [Download Files](#)

 [Colour Scheme](#)

 [3D Render](#)

 SUITABLE FOR EXTREME MARINE

 [Extreme Marine](#)

PLAY VALUE



 x 10
ACTIVITIES

 x 15
USERS

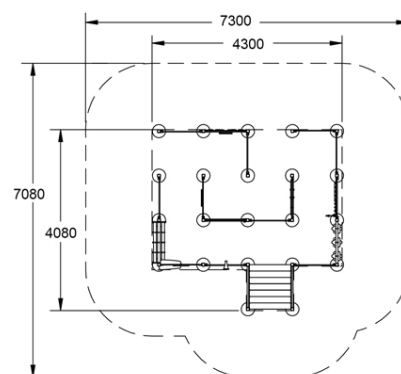
SPECIFICATIONS

Age Range	Junior / Mixed
Fall Height	N/A
Soft-fall Area	45.80m ²
Space Req. Incl Soft-fall	7.10m x 7.30m

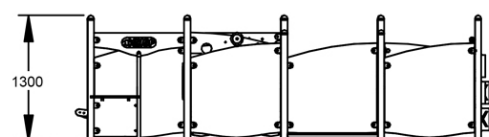
TECHNICAL INFORMATION

AUS Standards Compliance	AS4685
Assembly Time	2 Days
Total Weight	900 kg
Heaviest Component	15 kg
Concrete Required	1.15 m ³
Number of Footings	23

TOP VIEW



SIDE ELEVATION



[WARRANTY](#)



[CARE PLAN](#)



[COMPLIANCE](#)



[AUS MADE](#)

