

ADVENTURE


T-8480 - 28
Castle of Kent



PRODUCT INFORMATION

 [Download Files](#)

 [3D Render](#)

 SUITABLE FOR EXTREME MARINE

 [Extreme Marine](#)

PLAY VALUE



 x 10
ACTIVITIES

 x 20
USERS

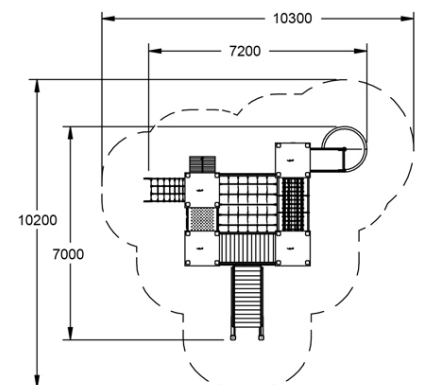
SPECIFICATIONS

Age Range	Mixed
Fall Height	600 - 1500mm
Soft-fall Area	69.30m ²
Space Req. Incl Soft-fall	10.30m x 10.20m


TECHNICAL INFORMATION

AUS Standards Compliance	AS4685
Assembly Time	3 Days
Total Weight	1000 kg
Heaviest Component	45 kg
Concrete Required	1.2 m ³
Number of Footings	24

TOP VIEW



SIDE ELEVATION



[WARRANTY](#)



[CARE PLAN](#)



[COMPLIANCE](#)



[AUS MADE](#)

