


#### PRODUCT INFORMATION

 [Download Files](#)

 [3D Render](#)

 SUITABLE FOR EXTREME MARINE

 [Extreme Marine](#)



#### PLAY VALUE



 x 5  
ACTIVITIES

 x 5  
USERS

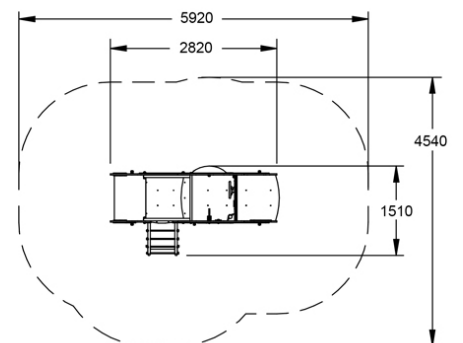
#### SPECIFICATIONS

Age Range	Junior
Fall Height	600 - 900mm
Soft-fall Area	22.40m <sup>2</sup>
Space Req. Incl Soft-fall	5.95m x 4.55m

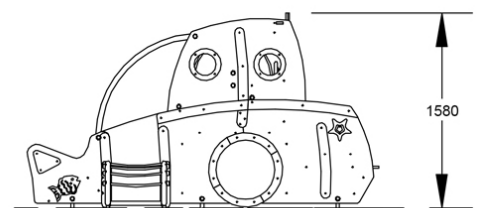
#### TECHNICAL INFORMATION

AUS Standards Compliance	AS4685
Assembly Time	4 hrs
Total Weight	120 kg
Heaviest Component	120 kg
Concrete Required	.2 m <sup>3</sup>
Number of Footings	6

#### TOP VIEW



#### SIDE ELEVATION



[WARRANTY](#)



[CARE PLAN](#)



[COMPLIANCE](#)



[AUS MADE](#)