


SPECTRA

K-9738
Spectra Nova



PRODUCT INFORMATION



[Download Files](#)



[3D Render](#)



SUITABLE FOR EXTREME MARINE



[Extreme Marine](#)

PLAY VALUE



STRENGTH



AGILITY



CLIMB



COORDINATION



SOCIAL PLAY



BALANCE



x 4
ACTIVITIES



x 12
USERS

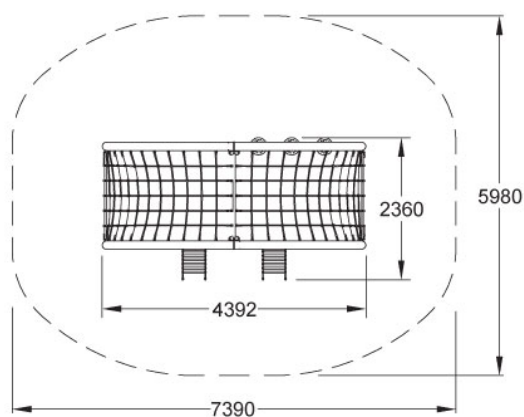
SPECIFICATIONS

Age Range	Mixed / Primary
Fall Height	2400mm
Soft-fall Area	38.5 m ²
Space Req. Incl Soft-fall	7.4m x 6m

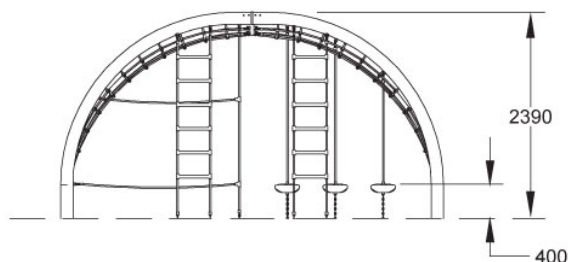
TECHNICAL INFORMATION

AUS Standards Compliance	AS4685
Assembly Time	1 Day
Total Weight	642 kg
Heaviest Component	280 kg
Concrete Required	.1m ³
Number of Footings	12

TOP VIEW



SIDE ELEVATION



[WARRANTY](#)



[CARE PLAN](#)



[COMPLIANCE](#)



[AUS MADE](#)