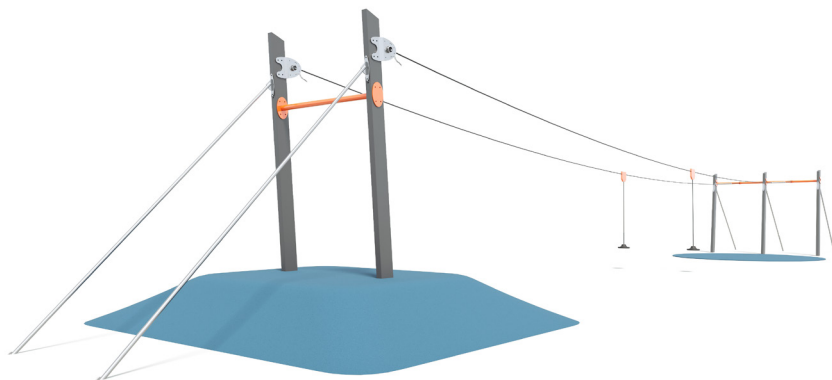


SKYRIDER

B-9460
25m Double - No Platforms



PRODUCT INFORMATION



[Download Files](#)



[3D Render](#)



SUITABLE FOR EXTREME MARINE



[Extreme Marine](#)

PLAY VALUE



AGILITY



BALANCE



SWING



STRENGTH



x 1
ACTIVITIES



x 2
USERS

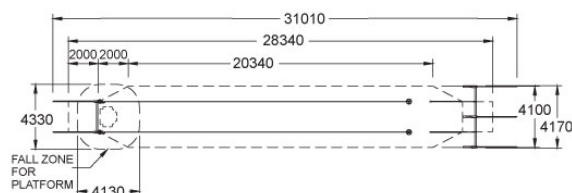
SPECIFICATIONS

Age Range	Mixed / Primary
Fall Height	1400mm
Soft-fall Area	153 m ²
Space Req. Incl Soft-fall	28.4m x 4.1m

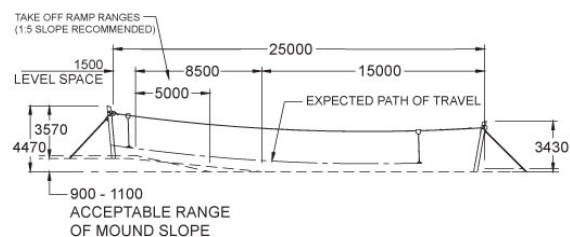
TECHNICAL INFORMATION

AUS Standards Compliance	AS4685
Assembly Time	2 Days
Total Weight	820 kg
Heaviest Component	120 kg
Concrete Required	4.8m ³
Number of Footings	10

TOP VIEW



SIDE ELEVATION



[WARRANTY](#)



[CARE PLAN](#)



[COMPLIANCE](#)



[AUS MADE](#)