




### PRODUCT INFORMATION

 [Download Files](#)

 [3D Render](#)

 SUITABLE FOR EXTREME MARINE

 [Extreme Marine](#)

### PLAY VALUE



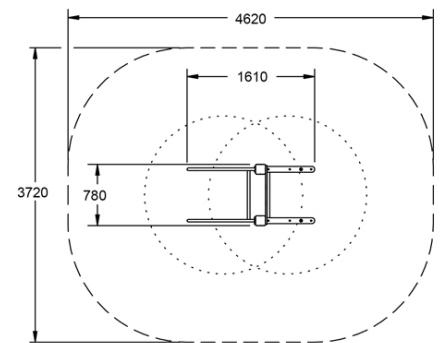
### SPECIFICATIONS

Age Range	Youth / Adult
Fall Height	1220mm
Soft-fall Area	15.30m <sup>2</sup>
Space Req. Incl Soft-fall	4.65m x 3.75m

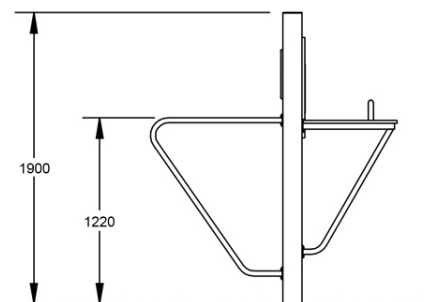
### TECHNICAL INFORMATION

AUS Standards Compliance	AS4685
Install Time (Team of 2)	4 hrs
Total Weight	55 kg
Heaviest Component	25 kg
Concrete Required	.1 m <sup>3</sup>
Number of Footings	2

### TOP VIEW



### SIDE ELEVATION



[WARRANTY](#)



[CARE PLAN](#)



[COMPLIANCE](#)



[AUS MADE](#)