




PRODUCT INFORMATION

 [Download Files](#)

 [3D Render](#)

 SUITABLE FOR EXTREME MARINE

 [Extreme Marine](#)

PLAY VALUE



STRENGTH



x 8
ACTIVITIES



x 14
USERS

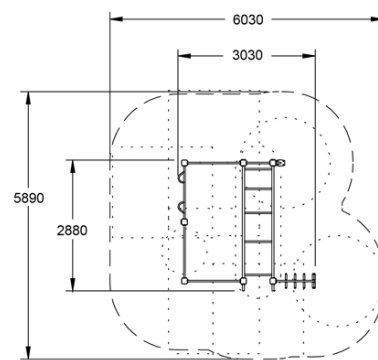
SPECIFICATIONS

Age Range	Youth / Adult
Fall Height	3020mm
Soft-fall Area	30.60m ²
Space Req. Incl Soft-fall	4.90m x 3.50m

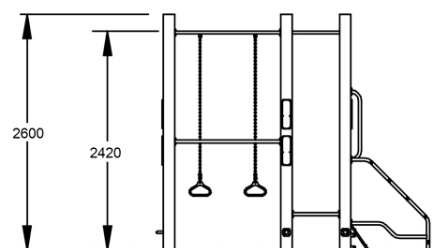
TECHNICAL INFORMATION

AUS Standards Compliance	AS4685
Install Time (Team of 2)	24 hrs
Total Weight	210 kg
Heaviest Component	25 kg
Concrete Required	.35 m ³
Number of Footings	7

TOP VIEW



SIDE ELEVATION



[WARRANTY](#)



[CARE PLAN](#)



[COMPLIANCE](#)



[AUS MADE](#)